

Scaled data based on original data using
LM-79-08 Approved Method: Electrical and Photometric Measurements of Solid-
State Lighting Products

Test Report Prepared for
Cooper Lighting Solutions
(formerly Eaton)

Brand: INVUE

Report Number: P140956

Luminaire Tested: **EMM-F02-LED-E1-SL2-7050**

Issue Date: 03/03/2020

Test Information

Test Method: LM-79-08
Report Number: P140956
REPORT IS SCALED FROM IESNA LM-79-08 TEST DATA (P33690)
Test Lab: INNOVATION CENTER-P3
Issue Date: 03/03/2020
Manufacturer: COOPER LIGHTING SOLUTIONS (FORMERLY EATON)
Product Line: INVUE
Catalog Number: EMM-F02-LED-E1-SL2-7050
Description: EPIC MODERN MEDIUM DECORATIVE LED LUMINAIRE
(2) LIGHTBARS WITH AccuLED OPTICS - TYPE 2 W/ SPILL LIGHT CONTROL
Light Source: (14) 5000K CCT, 70 CRI LEDs
Ballast/Driver: -

Summary

Lumens per Lamp: N/A
Luminaire Lumens: 4875.6 lumens
Efficiency: N/A
Efficacy: 88.6 lumens/watt
Luminous Opening: Rectangular (W 0.33' x L: 1' x H: 0')
IES Classification: Type II - Short - Non-Cutoff
BUG Rating: B1 - U0 - G1

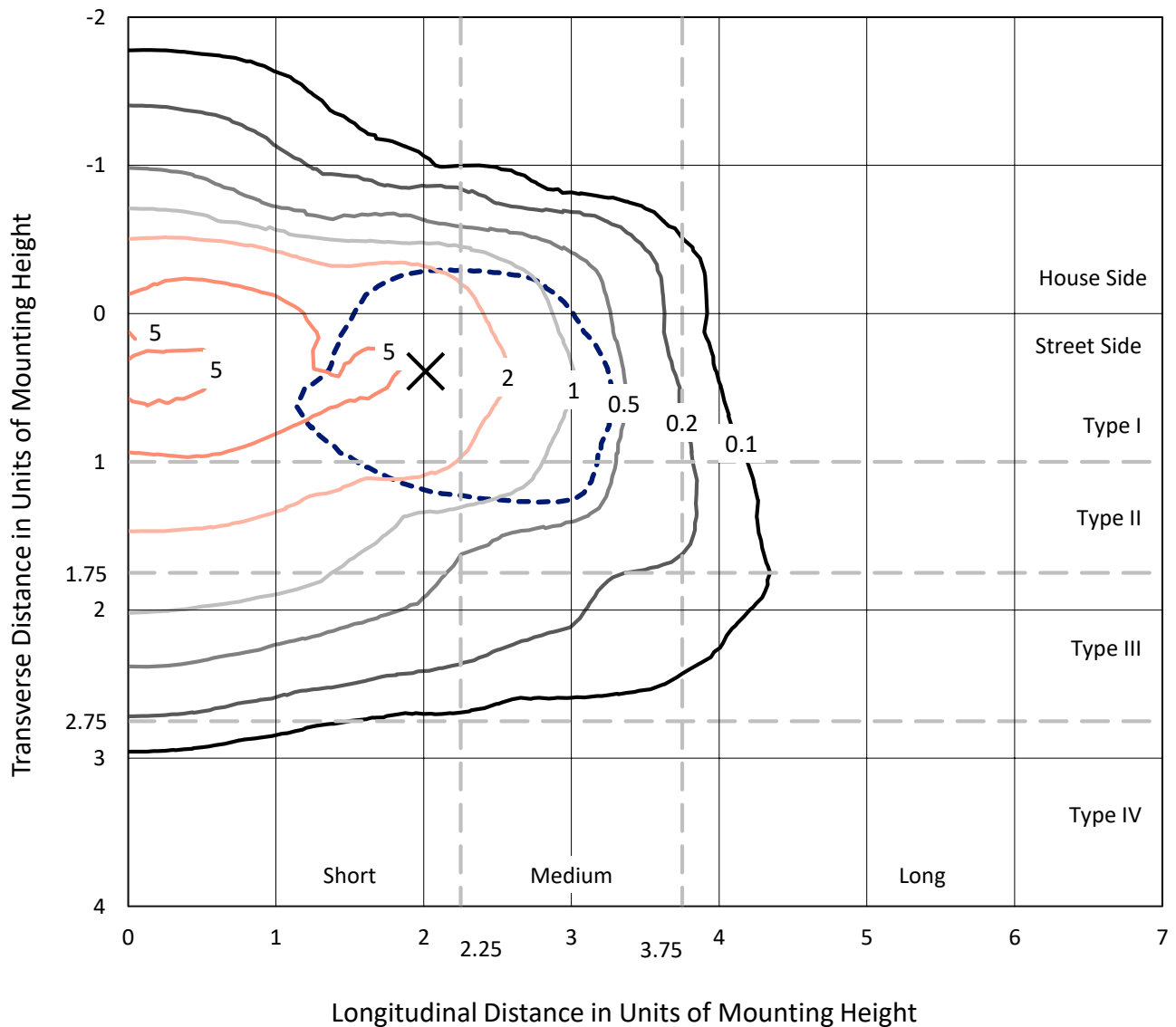
Input Watts (W): 55
Input Voltage (V): NR
Input Current (Ain): NR
Voltage Rise (V): NR
Power Factor: NR
Total Harmonic Distortion (THDi): NR
Frequency (hertz): 60
Stabilization Time: NR
Operation Time: NR
Ambient Temperature (°C): NR
Test Distance: 25 FT



REPORT NUMBER: P140956
 CATALOG NUMBER: EMM-F02-LED-E1-SL2-7050

Iso-Footcandle Lines of Horizontal Illumination

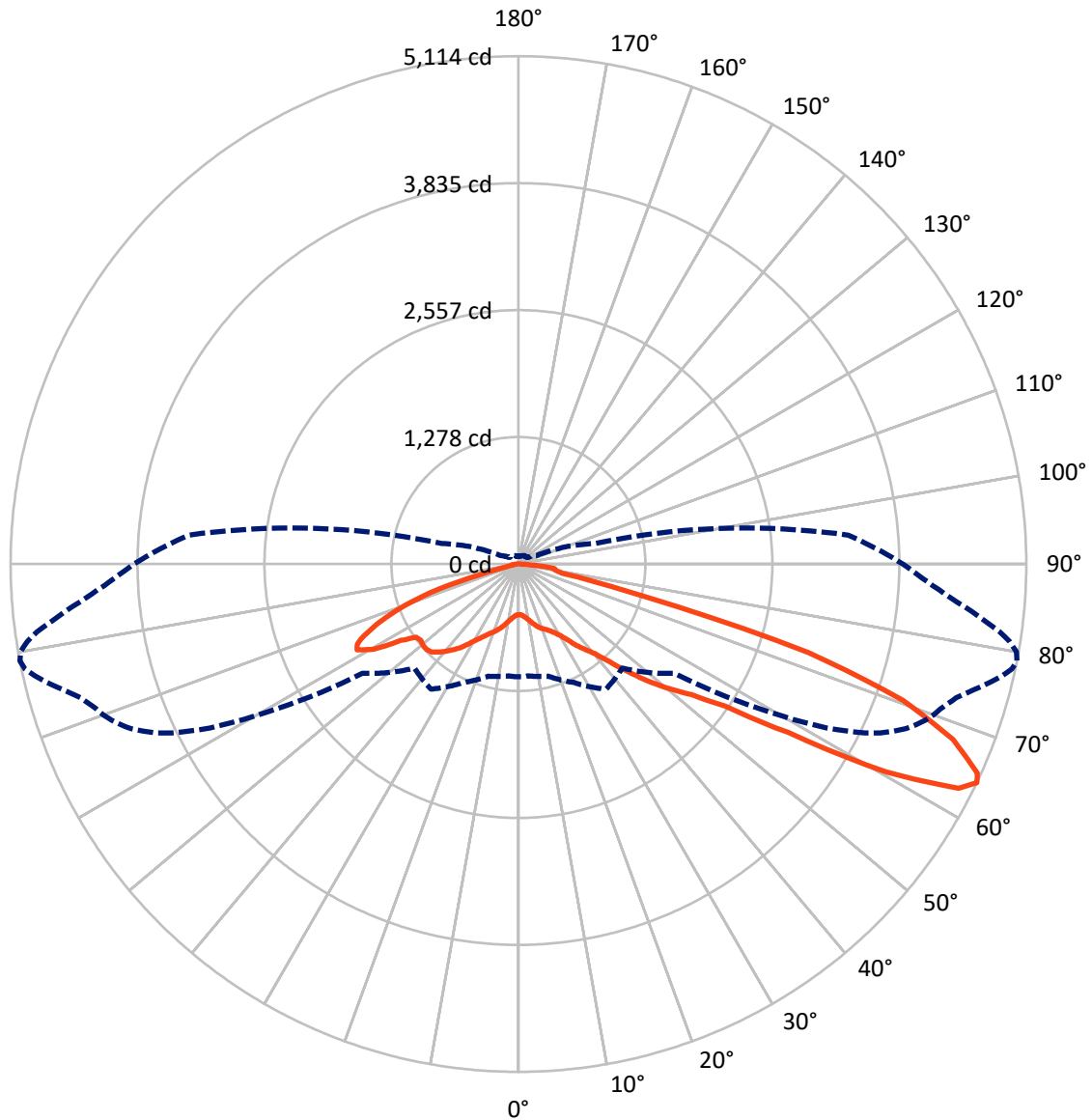
× Max cd
 - - - 1/2 Max cd



Based on 10 foot mounting height. Maximum calculated value = 6.8 fc
 Type II - Short - Non-Cutoff

REPORT NUMBER: P140956
CATALOG NUMBER: EMM-F02-LED-E1-SL2-7050

Luminous Intensity Polar Plot



— Vertical Plane Through 79-Deg Lateral - - - Horizontal Cone Through 64-Deg Vertical

REPORT NUMBER: P140956

CATALOG NUMBER: EMM-F02-LED-E1-SL2-7050

FLUX DISTRIBUTION:

		Downward	Upward	Total
House Side	Lumens	1162.2	0.0	1162.2
	% Fixture	23.8	0.0	23.8
Street Side	Lumens	3713.4	0.0	3713.4
	% Fixture	76.2	0.0	76.2
Total	Lumens	4875.6	0.0	4875.6
	% Fixture	100.0	0.0	100.0

Coefficient of Utilization

ZONAL LUMENS:

Zone	Lumens	% Fixture
0°-10°	50.5	1.0
10°-20°	163.8	3.4
20°-30°	281.1	5.8
30°-40°	470.0	9.6
40°-50°	805.1	16.5
50°-60°	1086.0	22.3
60°-70°	1373.7	28.2
70°-80°	548.1	11.2
80°-90°	97.2	2.0
90°-100°	0.0	0.0
100°-110°	0.0	0.0
110°-120°	0.0	0.0
120°-130°	0.0	0.0
130°-140°	0.0	0.0
140°-150°	0.0	0.0
150°-160°	0.0	0.0
160°-170°	0.0	0.0
170°-180°	0.0	0.0
0°-90°	4875.6	100.0
0°-180°	4875.6	100.0



REPORT NUMBER: P140956

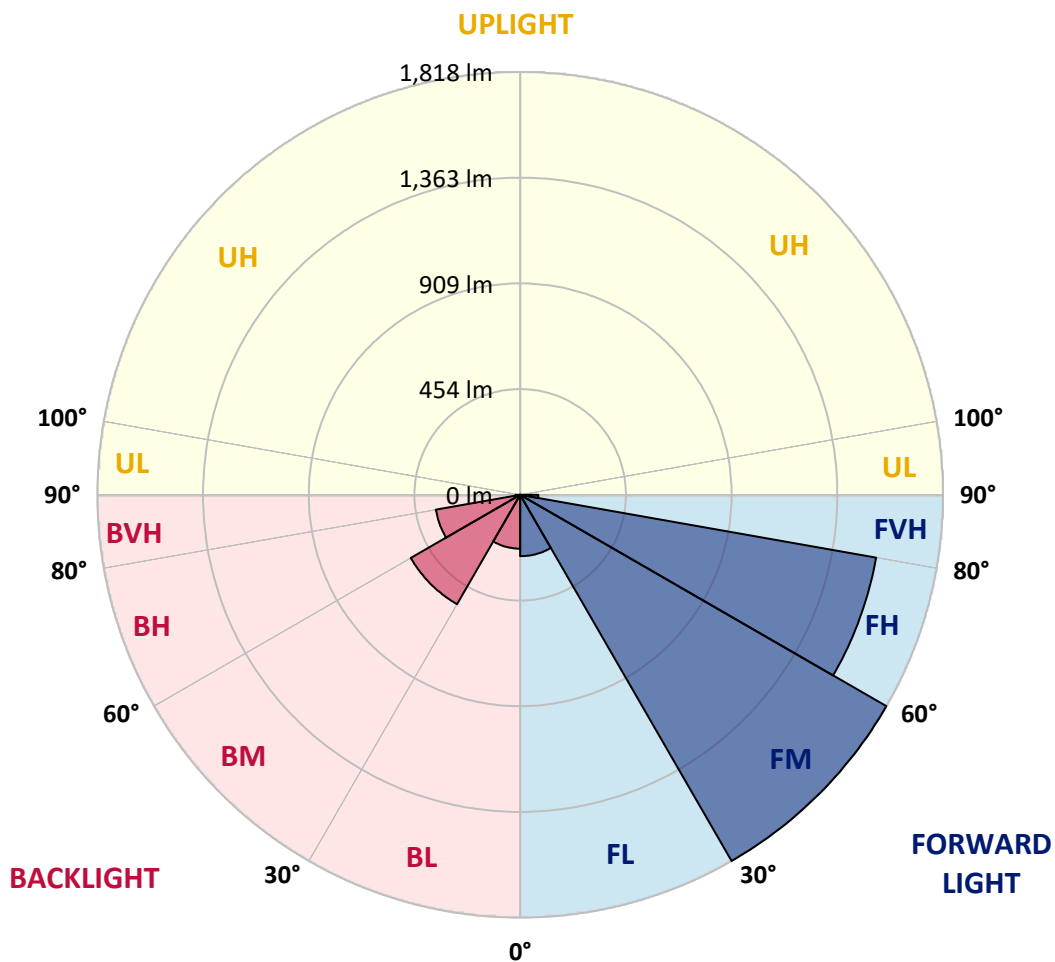
CATALOG NUMBER: EMM-F02-LED-E1-SL2-7050

LUMINAIRE CLASSIFICATION SYSTEM LUMEN TABLE AND BUG RATING:

Zone		Lumens	% Fixture	Zone Rating/Lumen Limit		
				B	U	G
FL	(0°-30°)	263.9	5.4			
FM	(30°-60°)	1817.9	37.3			
FH	(60°-80°)	1553.8	31.9			G1/1800
FVH	(80°-90°)	77.9	1.6			G1/100
BL	(0°-30°)	231.6	4.8	B1/500		
BM	(30°-60°)	543.1	11.1	B1/1000		
BH	(60°-80°)	368.1	7.6	B1/500		G1/500
BVH	(80°-90°)	19.4	0.4			G1/100
UL	(90°-100°)	0.0	0.0		U0/0	
UH	(100°-180°)	0.0	0.0		U0/0	

BUG Rating: B1-U0-G1

Type II Short





REPORT NUMBER: P140956

CATALOG NUMBER: EMM-F02-LED-E1-SL2-7050

CANDELA DISTRIBUTION (FULL):

	0°	5°	15°	25°	35°	45°	55°	60°	61°	62°	64°
0°	509.9	509.9	509.9	509.9	509.9	509.9	509.9	509.9	509.9	509.9	509.9
2.5°	507.7	508.2	507.7	509.4	510.5	512.2	512.2	512.2	512.2	512.2	512.2
5°	507.1	507.7	507.1	509.9	512.8	516.2	519.5	520.7	520.7	521.2	521.8
7.5°	512.2	512.8	512.2	515.6	519.5	525.2	531.4	534.8	535.4	535.9	537.0
10°	528.0	526.9	524.6	528.0	532.0	540.4	547.8	553.4	555.1	555.7	557.9
12.5°	548.9	548.3	544.4	542.7	545.0	554.6	568.1	576.0	577.7	578.3	580.5
15°	564.7	563.0	559.6	557.4	561.3	571.5	589.6	599.7	603.1	603.7	607.6
17.5°	574.9	573.8	568.1	566.4	572.6	588.4	611.0	623.4	625.7	627.4	631.9
20°	591.8	588.4	580.0	572.6	577.7	602.0	628.5	641.5	644.9	646.6	650.6
22.5°	614.4	611.6	601.4	582.8	582.8	609.9	644.3	659.0	661.8	665.2	669.8
25°	653.4	651.1	631.4	599.7	591.8	617.8	659.0	678.8	681.6	685.6	692.3
27.5°	693.5	690.6	668.6	626.3	607.6	632.5	680.5	704.2	708.2	712.7	720.6
30°	744.9	739.8	717.8	668.6	638.7	656.2	714.4	744.3	748.8	754.5	765.2
32.5°	860.1	862.3	822.2	770.3	717.8	710.4	766.9	803.6	810.4	817.7	832.4
35°	1047.6	1038.5	1023.8	970.7	912.6	855.0	869.1	908.6	916.0	918.2	924.4
37.5°	1167.3	1172.4	1184.2	1184.2	1140.7	1116.4	1076.4	1057.2	1058.8	1061.1	1056.0
40°	1233.9	1244.6	1285.3	1340.1	1379.6	1401.6	1394.9	1305.1	1294.3	1280.2	1235.0
42.5°	1281.9	1292.6	1362.1	1467.1	1565.4	1643.3	1686.2	1615.7	1607.7	1573.9	1519.7
45°	1311.3	1319.7	1403.3	1552.4	1700.9	1833.6	1951.1	1926.2	1924.0	1895.2	1824.0
47.5°	1305.6	1313.0	1399.9	1579.5	1774.3	1954.5	2136.3	2181.5	2183.8	2176.4	2132.9
50°	1222.0	1239.6	1326.0	1519.7	1733.7	2001.4	2256.0	2374.1	2377.5	2384.2	2367.3
52.5°	1147.5	1161.1	1238.4	1411.8	1617.3	1955.1	2327.8	2515.2	2544.1	2560.4	2592.1
55°	1117.0	1124.9	1184.2	1331.6	1521.3	1831.4	2352.0	2617.5	2668.9	2699.9	2772.2
57.5°	1111.4	1117.6	1163.3	1275.7	1457.5	1703.8	2344.1	2754.7	2836.0	2894.7	3034.8
60°	1149.2	1154.8	1187.0	1281.3	1413.5	1610.6	2271.9	2935.4	3049.5	3207.6	3433.5
62.5°	1177.4	1180.3	1219.8	1351.9	1462.1	1519.7	2087.8	3061.9	3264.6	3465.7	3801.7
64°	1136.2	1130.6	1169.5	1315.2	1537.2	1480.7	1917.2	3055.7	3293.4	3516.5	3880.2
65°	1075.8	1079.7	1114.8	1243.5	1524.2	1479.0	1805.4	2987.9	3234.7	3471.3	3843.5
67.5°	835.8	851.0	860.6	978.7	1248.6	1527.0	1511.7	2556.5	2804.4	3030.3	3470.2
70°	449.5	447.8	469.3	562.5	868.5	1296.0	1297.2	1802.0	2076.5	2357.1	2794.8
72.5°	165.5	173.9	190.9	256.9	451.2	935.2	1188.7	1249.7	1372.3	1595.3	2064.6
75°	94.9	96.0	99.4	120.8	217.4	516.2	1104.6	1105.7	1114.8	1151.5	1406.7
77.5°	74.0	71.7	73.4	78.5	118.6	271.6	886.0	1050.4	1049.2	1043.6	1080.9
80°	55.3	57.6	61.0	61.0	73.4	145.7	503.7	934.6	966.2	989.9	1003.5
82.5°	44.6	46.3	54.8	54.8	53.6	82.4	237.7	692.3	791.7	856.1	956.1
85°	28.8	30.5	46.3	45.7	43.5	48.6	124.2	232.1	250.2	304.9	433.7
87.5°	7.9	9.6	21.5	18.6	22.6	18.1	46.3	70.6	87.0	98.3	123.7
90°	0.0	0.0	0.0	0.0	0.0	0.0	0.0	0.0	0.0	0.0	0.0



REPORT NUMBER: P140956

CATALOG NUMBER: EMM-F02-LED-E1-SL2-7050

CANDELA DISTRIBUTION (continued):

	65°	66°	67°	68°	69°	70°	71°	72°	73°	74°	75°
0°	509.9	509.9	509.9	509.9	509.9	509.9	509.9	509.9	509.9	509.9	509.9
2.5°	512.2	512.2	512.2	512.8	512.8	512.8	512.8	512.8	513.3	512.2	512.2
5°	522.4	521.8	522.4	522.4	524.1	523.5	524.1	524.1	523.5	524.6	524.6
7.5°	538.7	537.6	538.7	539.3	539.9	542.1	542.1	543.3	543.8	544.4	543.3
10°	558.5	560.2	560.8	560.8	563.6	564.7	564.7	566.4	568.1	569.2	568.7
12.5°	582.8	583.9	584.5	587.9	588.4	590.1	593.0	594.6	594.6	597.5	599.2
15°	609.9	611.0	614.4	615.5	617.8	620.6	622.3	624.0	624.0	629.1	630.8
17.5°	633.0	635.3	637.6	639.3	643.2	646.0	648.9	650.6	653.4	655.6	659.6
20°	652.8	655.6	658.5	661.8	664.7	667.5	670.9	673.1	676.5	679.9	683.9
22.5°	672.0	675.4	678.8	681.6	685.6	688.4	691.2	695.2	697.4	700.8	705.3
25°	692.9	698.6	701.9	705.9	709.8	713.8	717.2	720.6	724.0	728.5	733.0
27.5°	726.2	729.0	733.6	735.8	742.6	747.1	751.6	752.2	756.7	765.2	766.3
30°	769.7	774.8	777.6	785.5	786.7	788.3	795.7	800.8	806.4	813.2	816.0
32.5°	835.2	839.7	843.7	845.9	852.2	862.3	863.5	868.0	877.6	879.3	889.4
35°	931.2	932.3	938.6	941.9	949.9	955.5	958.3	962.3	967.4	979.2	982.0
37.5°	1046.4	1056.0	1048.1	1040.2	1054.3	1052.6	1056.0	1051.5	1065.1	1065.6	1070.7
40°	1225.4	1221.5	1204.5	1186.5	1178.0	1172.9	1162.8	1160.5	1167.8	1164.4	1166.1
42.5°	1489.2	1451.9	1423.1	1401.6	1375.1	1346.3	1329.9	1305.1	1305.1	1297.7	1304.5
45°	1799.2	1757.4	1703.8	1652.9	1620.2	1582.3	1543.4	1517.4	1490.9	1471.1	1488.6
47.5°	2104.7	2076.5	2016.6	1969.7	1904.2	1847.8	1786.2	1732.6	1700.9	1677.8	1681.2
50°	2370.1	2344.1	2313.1	2249.8	2200.1	2142.5	2077.6	2007.0	1938.7	1911.0	1887.3
52.5°	2593.7	2584.7	2558.2	2528.8	2488.1	2426.6	2385.4	2318.2	2237.4	2179.2	2154.4
55°	2791.4	2807.2	2821.3	2815.1	2800.4	2792.5	2741.7	2696.0	2641.2	2624.2	2572.9
57.5°	3102.6	3148.3	3202.5	3232.4	3261.8	3329.0	3345.4	3327.9	3334.7	3330.1	3303.0
60°	3543.0	3653.7	3748.6	3824.3	3905.0	3983.5	4076.1	4137.1	4162.5	4260.8	4259.1
62.5°	3920.8	4068.2	4189.6	4280.6	4374.9	4446.0	4505.9	4566.9	4641.4	4712.6	4802.4
64°	4023.6	4139.4	4238.2	4319.5	4387.3	4445.5	4491.2	4547.1	4608.7	4700.7	4800.1
65°	3970.5	4101.0	4172.7	4246.1	4307.1	4352.3	4399.1	4450.0	4527.9	4600.8	4706.9
67.5°	3609.7	3708.5	3812.4	3880.7	3939.5	3966.0	4010.1	4052.4	4095.9	4169.3	4302.0
70°	3043.8	3154.5	3304.2	3368.5	3429.5	3439.1	3480.4	3512.0	3540.8	3638.5	3704.0
72.5°	2283.7	2498.3	2645.1	2758.1	2770.5	2818.5	2835.4	2848.4	2881.2	2899.3	2919.0
75°	1573.9	1767.0	1891.8	1934.7	1987.2	1961.8	1932.5	1829.1	1829.7	1742.2	1642.8
77.5°	1107.4	1137.3	1138.5	1139.0	1069.6	1028.9	982.6	923.3	900.2	853.9	790.6
80°	1004.1	1000.7	979.8	954.4	916.5	862.3	806.4	767.5	737.0	702.5	657.3
82.5°	969.1	977.0	961.7	940.3	918.2	864.6	800.2	739.2	689.0	634.2	578.8
85°	472.1	485.7	529.7	558.5	565.3	532.0	486.2	430.9	377.8	317.9	290.3
87.5°	141.7	151.9	155.3	164.9	176.8	160.9	141.7	127.1	102.2	88.7	69.5
90°	0.0	0.0	0.0	0.0	0.0	0.0	0.0	0.0	0.0	0.0	0.0



REPORT NUMBER: P140956

CATALOG NUMBER: EMM-F02-LED-E1-SL2-7050

CANDELA DISTRIBUTION (continued):

	76°	77°	78°	79°	80°	81°	82°	83°	84°	85°	86°
0°	509.9	509.9	509.9	509.9	509.9	509.9	509.9	509.9	509.9	509.9	509.9
2.5°	512.2	512.8	512.8	512.2	512.8	512.8	513.3	512.8	512.8	512.8	512.2
5°	523.5	525.8	525.2	525.2	526.3	526.3	525.8	526.9	526.3	526.3	525.8
7.5°	545.0	545.0	546.6	547.2	546.1	546.1	547.2	547.8	548.9	549.5	549.5
10°	569.8	572.6	572.6	573.2	573.8	575.4	576.0	576.0	577.1	577.1	578.3
12.5°	600.3	601.4	602.6	605.4	605.9	605.9	608.8	608.2	608.2	611.0	611.6
15°	633.0	634.7	637.6	638.7	639.8	642.6	644.3	646.0	645.5	649.4	650.6
17.5°	661.8	663.5	666.9	669.8	671.4	673.1	674.3	676.5	679.9	682.7	683.3
20°	685.0	687.3	691.2	694.6	697.4	699.1	703.6	705.9	707.0	709.3	712.1
22.5°	707.6	711.5	715.5	716.6	722.8	724.5	727.9	731.3	733.6	738.6	740.3
25°	735.8	739.2	744.3	747.7	751.6	755.0	758.4	761.2	766.3	770.8	773.1
27.5°	773.1	775.9	779.9	786.1	789.5	791.7	797.9	803.6	805.9	810.4	814.3
30°	822.2	825.1	830.7	836.9	839.7	847.1	851.6	855.5	860.1	866.3	871.9
32.5°	893.9	897.3	902.4	910.3	910.3	915.4	925.0	933.5	936.9	944.2	948.2
35°	988.3	988.8	994.5	1006.3	1009.7	1008.6	1017.6	1025.5	1027.8	1039.1	1046.4
37.5°	1079.7	1081.4	1088.2	1092.7	1098.9	1103.5	1109.7	1121.5	1121.5	1137.9	1144.7
40°	1174.6	1183.1	1184.2	1185.3	1195.5	1213.6	1219.8	1231.6	1242.4	1258.2	1265.5
42.5°	1312.4	1321.4	1332.2	1344.6	1359.8	1370.0	1381.9	1398.8	1403.3	1423.1	1428.2
45°	1501.0	1511.7	1540.5	1543.4	1570.5	1584.0	1603.8	1626.4	1632.0	1645.0	1638.2
47.5°	1689.1	1701.5	1733.1	1765.9	1790.7	1814.4	1820.1	1829.7	1838.2	1830.2	1832.5
50°	1897.4	1915.5	1945.5	1974.3	1992.9	2020.0	2020.0	2022.3	2014.3	2001.4	1980.5
52.5°	2141.4	2144.2	2163.4	2186.0	2203.0	2208.6	2208.6	2195.6	2176.4	2155.5	2114.9
55°	2548.6	2517.5	2523.2	2523.2	2510.7	2500.6	2492.7	2461.0	2423.2	2385.4	2348.1
57.5°	3282.1	3311.5	3224.0	3200.3	3201.4	3124.0	3092.4	3038.2	2997.5	2929.8	2872.7
60°	4328.6	4308.2	4279.4	4252.3	4254.6	4152.4	4080.6	3999.9	3929.3	3780.2	3717.0
62.5°	4882.5	4954.8	4996.1	4975.2	4927.2	4863.3	4745.9	4623.3	4499.1	4372.6	4259.1
64°	4902.9	4998.3	5079.6	5113.5	5090.9	5010.2	4890.4	4738.0	4590.0	4440.9	4303.7
65°	4804.6	4925.5	5030.5	5077.9	5079.1	5007.9	4888.2	4734.6	4576.5	4403.7	4260.8
67.5°	4396.9	4535.8	4639.2	4718.8	4787.1	4751.0	4668.0	4504.7	4355.1	4159.1	4002.7
70°	3785.3	3871.1	3987.5	4103.8	4158.6	4167.0	4136.0	4053.5	3878.5	3719.2	3517.6
72.5°	2917.3	3050.6	2982.3	3054.0	3099.7	3055.1	3060.8	2920.2	2863.7	2723.6	2581.9
75°	1545.1	1549.6	1520.2	1306.8	1280.2	1182.5	1290.9	1097.2	1031.2	970.2	891.7
77.5°	716.6	624.0	537.6	449.0	367.1	321.3	250.7	220.8	198.8	175.1	180.1
80°	599.2	528.0	452.3	375.0	315.1	254.7	204.4	158.7	127.1	106.7	97.1
82.5°	530.3	467.6	415.1	367.6	324.7	265.4	218.0	168.3	129.3	97.7	75.7
85°	239.4	187.5	170.5	134.4	114.1	97.1	77.4	63.8	52.5	44.6	35.0
87.5°	55.9	38.4	32.8	31.1	27.1	25.4	21.5	22.6	18.6	14.7	15.2
90°	0.0	0.0	0.0	0.0	0.0	0.0	0.0	0.0	0.0	0.0	0.0



REPORT NUMBER: P140956

CATALOG NUMBER: EMM-F02-LED-E1-SL2-7050

CANDELA DISTRIBUTION (continued):

	87°	88°	89°	90°	95°	105°	115°	125°	135°	145°	155°
0°	509.9	509.9	509.9	509.9	509.9	509.9	509.9	509.9	509.9	509.9	509.9
2.5°	512.2	512.2	512.8	512.8	513.3	514.5	516.2	514.5	514.5	514.5	515.0
5°	526.9	527.4	526.9	526.9	528.0	529.7	530.3	526.9	525.2	523.5	521.2
7.5°	548.3	550.6	550.0	550.0	551.2	551.2	550.0	545.0	539.9	532.0	525.2
10°	578.3	579.4	579.4	579.4	581.1	582.2	577.1	565.8	552.3	538.2	525.8
12.5°	613.8	613.3	615.0	616.7	615.5	615.5	605.9	588.4	566.4	543.3	521.8
15°	651.1	651.7	651.7	654.5	655.1	652.8	637.6	610.5	576.6	541.6	507.1
17.5°	686.1	687.3	687.8	690.1	692.9	686.7	664.7	628.0	578.3	525.8	479.4
20°	715.5	717.2	718.9	720.6	723.4	718.9	689.5	636.4	569.2	500.3	447.3
22.5°	742.0	744.9	746.0	748.8	753.3	747.7	712.1	636.4	548.9	472.7	411.1
25°	774.2	777.6	783.3	784.4	792.3	786.1	730.2	631.9	525.8	437.7	372.1
27.5°	816.6	820.0	825.1	827.9	837.5	829.0	743.7	620.1	497.0	399.8	334.3
30°	872.5	875.9	882.1	884.9	902.4	874.2	752.8	602.0	463.6	355.8	290.8
32.5°	950.4	959.5	958.9	966.2	982.0	924.4	756.7	576.6	421.8	311.2	250.2
35°	1052.6	1058.8	1064.5	1074.7	1082.0	978.1	753.9	543.3	369.9	264.9	214.6
37.5°	1150.9	1161.6	1165.6	1172.4	1170.7	1014.2	742.6	491.3	313.4	223.6	190.3
40°	1273.4	1279.6	1292.1	1298.3	1268.4	1048.7	716.1	421.8	256.9	196.5	174.5
42.5°	1436.6	1444.5	1438.3	1436.6	1379.0	1067.9	665.2	352.4	215.2	176.8	161.5
45°	1634.9	1638.2	1619.6	1607.2	1506.7	1066.2	591.3	286.9	186.4	162.1	150.2
47.5°	1813.9	1807.1	1782.8	1764.2	1617.3	1026.7	498.6	236.6	171.1	150.2	141.2
50°	1961.8	1931.9	1905.9	1882.2	1706.0	966.2	410.0	199.3	156.4	140.6	132.1
52.5°	2095.7	2055.0	2024.5	1984.4	1786.8	886.6	339.4	173.9	141.7	131.0	122.5
55°	2293.9	2246.4	2207.5	2167.9	1929.6	824.5	293.7	154.7	127.1	120.8	112.9
57.5°	2862.6	2735.5	2701.0	2665.5	2312.5	810.9	267.1	139.5	115.8	111.2	106.2
60°	3640.2	3557.7	3502.4	3415.4	2948.4	854.4	247.3	128.2	107.9	105.0	100.5
62.5°	4147.3	4047.9	3956.4	3867.7	3321.7	853.3	223.1	120.8	103.3	102.8	96.0
64°	4179.5	4068.2	3966.0	3870.6	3333.5	797.4	201.0	115.8	103.3	103.3	93.2
65°	4126.4	4014.6	3909.0	3809.6	3265.8	754.5	186.4	113.5	105.0	104.5	91.5
67.5°	3855.9	3743.5	3624.9	3518.2	2978.9	591.3	147.4	109.6	114.1	110.1	89.8
70°	3377.6	3249.9	3160.7	3083.9	2557.0	412.8	116.9	111.8	124.8	116.9	94.3
72.5°	2448.0	2344.1	2343.0	2256.0	1935.9	262.0	94.3	111.2	124.2	115.8	97.7
75°	951.0	815.5	810.9	841.4	823.4	141.7	81.3	98.3	101.6	96.6	86.4
77.5°	162.6	159.8	158.1	166.6	183.5	78.5	74.5	83.6	75.7	68.3	71.7
80°	90.4	86.4	85.3	85.3	80.2	64.4	66.1	66.6	54.8	50.8	59.3
82.5°	62.7	58.2	55.9	54.2	52.5	57.6	58.7	52.5	39.5	39.0	55.3
85°	30.5	28.8	28.2	28.2	32.2	54.2	48.6	40.7	26.5	26.5	59.9
87.5°	13.0	13.0	11.3	11.3	17.5	34.4	22.0	16.9	10.7	12.4	24.3
90°	0.0	0.0	0.0	0.0	0.0	0.0	0.0	0.0	0.0	0.0	0.0



REPORT NUMBER: P140956
 CATALOG NUMBER: EMM-F02-LED-E1-SL2-7050

CANDELA DISTRIBUTION (continued):

	165°	175°	180°
0°	509.9	509.9	509.9
2.5°	514.5	515.6	515.0
5°	518.4	518.4	517.3
7.5°	517.8	515.6	514.5
10°	514.5	508.2	507.7
12.5°	505.4	495.3	492.4
15°	479.4	465.9	462.5
17.5°	446.7	430.9	426.4
20°	409.4	391.3	385.1
22.5°	373.3	352.4	346.2
25°	333.7	312.9	309.5
27.5°	290.3	270.5	265.4
30°	250.2	233.2	229.3
32.5°	214.0	202.2	202.2
35°	190.3	180.1	180.1
37.5°	171.7	167.2	166.6
40°	159.3	155.3	154.7
42.5°	149.7	145.1	144.6
45°	139.5	135.0	135.0
47.5°	129.9	124.8	125.4
50°	120.3	116.3	116.3
52.5°	112.4	108.4	107.9
55°	105.0	101.1	100.5
57.5°	98.3	93.7	93.2
60°	91.5	87.0	85.8
62.5°	85.8	80.8	79.6
64°	82.4	77.4	76.2
65°	80.8	75.1	74.5
67.5°	79.1	71.7	71.2
70°	85.3	70.6	67.8
72.5°	85.8	68.9	65.5
75°	81.3	65.5	62.7
77.5°	71.7	59.9	56.5
80°	68.9	46.9	41.2
82.5°	63.2	38.4	32.2
85°	52.0	24.8	23.2
87.5°	29.9	16.4	11.9
90°	0.0	0.0	0.0

(END OF REPORT)